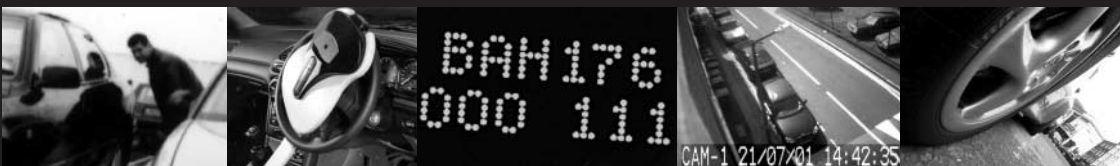
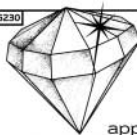


STEER CLEAR OF CAR CRIME



Security tips for motorists

6230



**Crystal
Mark**

Clarity
approved by
Plain English Campaign

SECURITY TIPS FOR MOTORISTS

Car crime makes up nearly 20% of all recorded crimes in England and Wales. Car crime can be distressing and annoying as it can cause a lot of inconvenience - you could be without a car for weeks, waiting for the garage to make repairs or for your insurer to pay. That's why the security features of your car should be as important as any other feature.

A lot of vehicle crime results from criminals seeing opportunities and taking them. But you can easily outsmart the car thief by following the simple advice given in this booklet.

Remember, most car crime can be prevented.

Don't give criminals an easy ride.



SECURE Y

WHAT YOU CAN DO TO MAKE YOUR CAR SECURE

KEEP YOUR VALUABLES AND POSSESSIONS SAFE

- **Don't leave anything on display in your car.** Even an old coat on the back seat is a temptation for someone to 'smash and grab' - they steal first and think about value later.
- **Take all your belongings with you when you leave the car.** If you can't, lock them in the boot, preferably before you start your journey.

Never leave any of the following on display in your car as they are all particularly attractive to car thieves.

Mobile phones

Laptop computers

Credit and debit cards

Cheque books

Cash

Vehicle registration documents

Private mail, especially with your address on it

You can get more information about alarms, immobilisers and other security devices by phoning the Vehicle Security National Helpline on 0870 550 2006 or the Sold Secure Helpline on 01327 264687.

YOUR CAR


SECURITY DEVICES

Locks or other security devices are always great ways to secure your car and put off would-be thieves.

Electronic immobilisers (which prevent the car from starting) are a sure way to put off car thieves, but they must be fitted by main dealers or installers accredited by the Vehicle Security Installation Board. All new cars sold in the UK since October 1998 are fitted with electronic immobilisers.



Mechanical immobilisers, such as steering-wheel locks, are a good alternative to electronic immobilisers. They are not expensive and are easy to fit yourself.



Fit locking wheel nuts, as wheels are often a target for car thieves. Wheel nuts are not expensive and are easy to fit.



An **alarm** can help to keep your car secure but it must be installed professionally to be effective.



SECURE YOUR

KEEP YOUR CAR KEYS SAFE

When you leave your car, always remove the ignition key and lock all doors - it only takes a few seconds for a thief to jump into your car and drive away. Follow this routine all the time, even when filling up with petrol or just popping into the shop.

On icy mornings, **never** leave your vehicle unattended with the engine running to warm it up or defrost the windows.

At home, always keep your car keys in a safe place which is out of sight and away from windows and doors.



ETCHING

Arrange to have your car's registration number etched onto **all** glass services - including the headlamps. Or you could have the last 7 digits of the Vehicle Identification Number (VIN), or some other unique identifying number linked to a recognised database, etched in this way. Ideally, use a marking system associated with a database which keeps to the Loss Prevention Council (LPC) standards 1224 (requirement for secure database management for use in asset marking systems) and 1225 (specification for asset marking systems).



YOUR CAR

SECURITY MARKING

Consider marking all your valuables, especially those that you frequently take in your car. Mark items with your postcode or some other unique identifying number linked to a recognised database which meets the standards set out opposite. If any of your valuables have serial numbers, keep a note of them in a safe place. This should help the police return your possessions to you if they are stolen and recovered. It also helps to convict criminals.

The crime prevention officer at your local police station should be able to give you further information about marking schemes.

**THIS ITEM IS SECURITY
BRANDED AND CAN BE
POSITIVELY IDENTIFIED**

SECURITY MARKING ✓

DOORS AND WINDOWS

Lock all doors and close all windows and the sunroof **every time** you leave your car unattended - however briefly. Many cars get broken into in the few seconds that a car is out of the driver's sight. You should also have a fuel cap which locks.



SECURE YOUR

STEREO

Always remove your car stereo if you can - it's one of the most sought-after items in your car. All car equipment - whether you can remove it or not - should be permanently marked, in a visible place, with the vehicle's registration number or some other unique identifying number linked to a recognised database which meets LPC standards 1224 and 1225. Make a note of the stereo's serial number and keep it in a safe place.



STOLEN GOODS

A lot of stolen items are sold on to the public. If you are offered a 'bargain' you could be buying something that has been stolen. Stick to reputable shops and dealers.



CRIMESTOPPERS
0800 555 111

If you have any information about criminal activity, particularly concerning cars stolen for spare parts or items stolen from cars and then sold to the public, you can contact Crimestoppers on 0800 555 111. You do not have to give out your name.



YOUR CAR

PARKING

If you have a garage, use it. **Always** lock your car and garage. If you don't have a garage, always try to park in a well-lit, open place.

Thieves always like to steal from cars parked in places where they run the least risk of being seen. When you park your car away from home, always try to avoid places that:

- are unattended;
- have easy access;
- are concealed from public view; and
- have many escape routes.

Try to look for a public car park which is part of the police-approved '**Secured Car Parks**' scheme. This scheme aims to make car parks safer and more attractive places by setting high standards for design and management in order to prevent crime. Such parks will display a sign that says 'Secured Car Parks'.

The crime prevention officer at your local police stations can give you a list of secured car parks in your area.



SECURITY

BUYING A NEW CAR

When buying a new car, always check what security features it has. You should insist that the model you intend to buy has built-in security features. You should also check what insurance group the exact model you are intending to buy is in. (All models of car are placed in one of 20 groups according to a number of factors, including the security features fitted as standard by the manufacturers.) The group your car is in can have a great effect on the premium you pay.

You can get information about insurance groups and how security can affect insurance premiums on the ABI website ([www.abi.org.uk/car insurance](http://www.abi.org.uk/car%20insurance)).

Below we have listed some of the security features that you should check for.

- **An electronic immobiliser.** Since October 1998 car manufacturers have been fitting these in all cars sold in the UK.
- **A car alarm**
- Doors fitted with **deadlocks** (sometimes called double locking or super locking) or the new electronic locks.
- **A central-locking system**
- **A visible VIN** (Vehicle Identification Number). The VIN is the unique 17-digit number which identifies your car from every other one on the road. Most manufacturers now bond the VIN plate to the dashboard of the car so that it can be seen through the windscreen. A thief knows that if he steals a car marked in this way he will have to remove the whole



Y CHECK

windscreen and damage the dashboard before he can sell it on. This cuts into his profit and can put the thief off. Visible VINs also help the police check a vehicle's identity.

- **Etching.** The vehicle's registration number or VIN etched on all glass surfaces (including headlamps) is another useful way of putting off thieves.
- **Security glazing.** Specially strengthened glass fitted to the side and rear windows of your car makes it much more difficult for a thief to break in, particularly if deadlocks have also been fitted. Unfortunately, this glass is not widely fitted by manufacturers. A British Standard for car security glazing (BSAU 209 Part 4A) was published in 1995, but it may be some time before this feature is standard on most cars.
- **Stereo.** Look for a stereo which has a removable front panel or a security code. Some manufacturers are now fitting stereo equipment which has its parts spread throughout the vehicle.
- **Lockable fuel cap**
- **Lockable wheel nuts.** These are especially important if you have expensive alloy wheels.
- **Tracking devices.** These enable a car to be tracked by the police or system operator if it is stolen. If you are buying a particularly desirable car, a tracking device will probably be a condition of your insurance.



SECURITY

BUYING A USED CAR

When buying a second-hand car, think about the security features. Also, you should check to make sure that the car you are thinking of buying has not been stolen.

Criminals will attempt to disguise the identity of a stolen car before selling it on to an innocent car buyer - a process commonly known as 'ringing'. Although it is not usually a problem to buy a used car, it is always worth following the advice given below.

- Ask your dealer if they use a commercial database (such as HPI Group Ltd or CCN Motorfile) to confirm whether or not a vehicle has been reported as stolen, has been written off by an insurance company, or is still being paid for under a finance agreement.
- You can also contact HPI Group Ltd direct (listed in the 'Contacts' section). For a small charge they can check the status of the car you are thinking of buying in order to save you a lot of problems later on.
- Be cautious if you're buying privately. Meet the seller at their house so you know their address and look for signs of car dealing, such as other vehicles lying around in various states of repair, or lots of spare parts scattered around the garage or drive.
- Check that the car's chassis and vehicle identification number (VIN), including any etched onto glass surfaces, match those



Y CHECK

on the documents. Also make sure that the vehicle registration document (V5) hasn't been tampered with.

- Be wary if there are any signs that etching has been removed.
- If there is a mark showing that the car is linked to a security register - check it out.
- Do not buy if the seller cannot produce the vehicle registration document.
- If you buy a car at an auction, take advantage of 'indemnity clauses'. For a small fee you are protected if you find you've bought a stolen vehicle.
- Consider having the vehicle professionally inspected by an organisation such as the AA or RAC before you buy (see the 'Contacts' section).



The crime prevention officer at your local police station can give you a copy of the Home Office publication 'Car Theft Index'. This can help you to make an informed decision about the make of car to buy, as the index lists those cars with the highest levels of theft last year. You can also get a copy off the crime reduction website.

www.crimereduction.gov.uk/crimeprevention/vehiclecrime



CONTACTS

CRIME PREVENTION OFFICERS - you can contact a crime prevention officer at your local police station for crime prevention advice and a list of secured car parks in your area.

THATCHAM (The Motor Insurance Repair Research Centre) - for information on immobilisers and other vehicle security devices.

Colthrop Lane
Thatcham, Berkshire RG19 4NP

Vehicle Security National Helpline

Phone: 0870 550 2006

Website: www.thatcham.org

SOLD SECURE - for a list of recognised security products.

Phone: 01327 264687

Website: www.soldsecure.com

E-mail: admin@soldsecure.com

ASSOCIATION OF BRITISH INSURERS (ABI) - for information on insurance group ratings and vehicle security.

51 Gresham Street, London, EC2V 7HQ

Phone: 0207 600 3333.

Website: www.abi.org.uk

E-mail: info@abi.org.uk

RAC - for information about vehicle inspections.

Phone: 0990 333 660

Website: www.rac.co.uk/my-car

AA - for advice on vehicle inspections and a list of Secured Car Parks for AA members.

Phone: 0990 500 600

Website: www.theaa.co.uk

E-mail: customer.services@theaa.com

VEHICLE SECURITY INSTALLATION BOARD - for a copy of the list of fully accredited installation companies.

Bates Business Centre, Church Road
Harold Wood, Romford, Essex, RM3 0JF

Phone: 01708 340911

Website: www.vsib.co.uk

HPI GROUP LTD - for a check on the status of a second-hand vehicle.

Dolphin House, PO Box 61, New Street
Salisbury, Wiltshire, SP1 2TB

Phone: 01722 422422

Website: www.hpicheck.com

CRIMESTOPPERS - if you have any information on car crime.

Crimestoppers Trust

Apollo House, 66A London Road
Morden, Surrey SM4 5BE

Phone: 0800 555111

Website: www.crimestoppers-uk.org

Useful crime prevention advice, including this leaflet, can also be found on the crime reduction website.

www.crimereduction.gov.uk



STEER CLEAR OF CAR CRIME



CCL01 Published by the Home Office
Communication Directorate, July 2001
Crown Copyright